



SNIPPETS



Halton Quilters Guild

... celebrating 42 years of quilting and friendship!

October 2019

Meetings are held monthly on the first Thursday.

October 3, 2019

6:30 p.m. – doors open
7:00 p.m. – meeting

Mainway Arena
(Auditorium)

4015 Mainway Drive,
Burlington

Guests WELCOME!

Admission is \$ 5.00

Next Meeting: NOV. 7, 2019

President's Message

Darla Youldon

I am writing this message while traveling at 300km per hour on the speed train from Berlin to Munich, Germany. After staying 3 days in Munich, we'll be heading back to Toronto on Air Canada, completing a fifteen day trip.

Quilting does not seem to be a "thing" in Austria or Germany. When my Google search finally yielded a fabric shop in Berlin, I was optimistic. However, it was disappointing to read: Open 24 Hours. It was an on-line store, without any fabrics to touch and admire. Berlin has every other store you could imagine, but no fabric stores.

So understandably I'm anxious to get back home and into my newly completed sewing room. Before leaving in mid-September, I made sure to get my black and white block of the month completed!

See you all on Thursday, October 3rd!



President's Challenge

Darla Youldon

Every member of the guild will have up to 12 chances to participate in this year's Challenge, "**Keeping you in Stitches**".

Simply bring a finished sewing project to "Sew and Share" for one chance in the draw! How easy is this? Just keep doing what you like to do, which is quilt! You can also earn a chance by signing up a new member. Or offer to lead a workshop and earn TWO chances!

I look forward to seeing all these projects at our meetings this year!

In this issue:

- 1 President's Message/Challenge
What to bring to the meeting
- 2 Newsletter Information
Executive Members/Meeting
- 3 Calendar, Secretary,
Treasurer, New Members,
Membership
- 4 Social, Library
- 5 Workshop
- 6 Outreach
- 7 Programme
- 8 Block of the Month
- 9 Mystery Quilt, 50/50 Draw
- 10 Quilting IS, What is It?
- 11 Upcoming Quilt Shows
List of Advertisers

What to bring to the meeting:

Name tag and membership card

\$\$\$ to renew your membership

October's Block of the Month

Comfort Quilts

Halton Hearts

Brown, beige, gold & off-white fabric donations for Comfort Quilts

\$\$\$ for the 50/50 Draw

Library Books

Sew and Share

"Free Table" Items

Members with surnames C & D provide refreshments for the meeting. Label if gluten free or contain nuts.

Bring a mug (or \$0.50 for a Styrofoam cup)



Newsletter Deadline:

The next HQG newsletter will be in NOVEMBER. The deadline is **Wednesday, October 23, 2019.**

Susan Atherton

gs.atherton@outlook.com

Newsletter Distribution:

Email: Barb Ross

If you signed up to receive Snippets by email, and are not receiving it, please let me know.

bjross@cogeco.ca

Website:

www.haltontailersguild.ca

Guild Meeting: Members may pick up a copy (\$15.00 added to membership fee to cover cost.)

Executive Meeting

The Executive meets monthly (Sept. to Nov. / Jan. to June).

The meeting will take place on the 4th Thursday of the month.

The location will vary so please speak to an Executive member if you wish to attend.

REMEMBER: Members are **always** welcome to attend. For further information, contact any member of the Executive.

So **COME and SEE** what being on the Executive is all about.

Advertising Rates

Business card	\$ 15 / mo.
(8 issues + 1 free)	\$ 120 / yr.
Quarter page	\$ 30 / mo.
(8 issues + 1 free)	\$ 240 / yr.
Half page	\$ 40 / mo.
(8 issues + 1 free)	\$ 320 / yr.
Full page	\$ 55 / mo.
(8 issues + 1 free)	\$ 440 / yr.

When visiting any of our advertisers, please let them know you saw their ad in this newsletter!

Susan Atherton

Editor / Advertising Co-ordinator
gs.atherton@outlook.com

Halton Quilters Guild 2019 - 2020 Members of the Executive

President	Darla Youldon
Vice-President	Leann Goodall
Past President	Jean Decaire
Secretary	Karen St. Aubin
Treasurer	Cathy Lamothe
Membership	Mindy Hewitt & Marilyn McKague
New Member Ambassadors	Sue Curran, Joanne Ellis, Gloria Bilous
Outreach (Comfort Quilts)	Cathy & Sylvia Lamothe
Outreach (Neonatal)	Ermey Akers & Pamela Simons
Outreach (Quilts of Valour)	Alison McDonald
Programme	Cheryl Laine
Workshops	Donna Vetter & Katherine Hunter
Block of the Month / Mystery Quilt	Katherine Hunter
Social	Katalin Lawford & Christina Coutts
Library	Kathleen Seles
50 / 50 Draw	Sheila Keating & Brenda Forsey
Newsletter / Advertising	Susan Atherton
Newsletter Distribution	Barb Ross
Website and Facebook	Susan Atherton
Photographer	Ildi Kocsis
Historian	Desiree Thyme

Volunteering for guild activities is a great way to meet other quilters while having fun and contributing to your guild.



THANK YOU TO ALL WHO ARE SERVING
ON THE 2019—2020 HQG EXECUTIVE!

**FROM THE EDITOR:****What Do YOU Want to See?**

From the Editor

Do you have some suggestions on what you would like to see added (or changed) in YOUR newsletter?

Please let me know! Speak to me at a guild meeting or email me at gs.atherton@outlook.com

I would like to feature your photos, anecdotes and writing in Snippets ... to give it a more personal touch. And, as always, I am looking for photos for the "Quilting is ..." piece.

Susan Atherton

Guild Meeting Dates

OCTOBER 3, 2019	November 7, 2019	December 5, 2019
January 9, 2020 * (2nd Thursday)	February 6, 2010 * (OUTREACH DAY)	
March 5, 2020	April 2, 2020	May 7, 2020
		June 4, 2020



Secretary

Karen St. Aubin



If you know a member of our guild who would appreciate receiving a sympathy or get well card, please contact me at 905-304-4254, or send an email to me at BOTH rstaubin@coqeco.ca AND karen.staubin33@gmail.com.

Treasurer

Cathy Lamothe

At October's meeting a budget will be presented for approval by the guild membership. Please email me at cglamothe2@gmail.com if you have any questions, concerns or suggestions about our guild's money.



HQG members may pay membership dues or any other fees with cash, cheque or via an e-transfer. We have set our account up to receive e-transfers automatically so there is no need to input a security question and answer. The email address to use is haltonquilters@gmail.com.

New Member Ambassadors

Gloria Bilous, Sue Curran and Joanne Ellis



Welcome to our newest members who joined the guild at September's meeting. We know you will have a wonderful year, make new friends and enjoy all the events that the guild has to offer. Please stop by and say hello to us at our New Members table!

Membership

Did you remember to renew?

Mindy Hewitt and Marilyn McKague

There's still time to pay the \$40 fee and renew your guild membership for 2019/20! Please be sure to check over your info to see that it is correct - email, phone number, address. If you have renewed, please remember to pick up your membership card when you check in at the Members' table. If you don't see yours, let us know and we'll make one for you.



Congratulations to **Carol Weland** who won the Early Bird Draw for a free 2020/21 membership.

We will put together the members' booklet in an email format after November's meeting. If you don't want to be included in this, please let us know. Speak to one of us at the October or November guild meetings, or let us know by sending an email to Mindy at mindel24@yahoo.com.

Need a NAME TAG? Add your name to our order list. The cost is \$9.50. The order will be placed after November's meeting. Wearing your name tag really helps us all to get to know each other!

And please be sure to sign up on the Sew and Share sheet if you are sharing one of your creations. Remember that this will give you an entry into the draw to win a prize at the end of the guild year. Even more of an incentive to finish up those UFO's!!



DROP BY THE STORE, OR GIVE US A CALL. WE'LL HELP YOU FIND WHAT YOU'RE LOOKING FOR!

COUNTRY CONCESSIONS
Quilt Shop

YOUR TRUSTED PFAFF DEALER

PFAFF
Perfection starts here.™

1 Dufferin Street, Cookstown, Ontario L0L 1L0
705-458-4546 | info@countryconcessions.com
WWW.COUNTRYCONCESSIONS.COM
FACEBOOK: COUNTRYCONCESSIONSCOOKSTOWN

Village Square Quilt Shop
design. quilt. love.

Unit 50 - 422 Pearl Street
Burlington, ON L7R 2N1
www.villagesquarequilts.com
905.681.2256 vsqs@outlook.com

Social



Katalin Lawford and Christina Coutts

For **October**, those members with **C** and **D** surnames provide the treats. Please remember to label items which are gluten-free or which may contain nuts.

Coffee and tea will be served. Please bring your own mug or purchase a cup (\$0.50).

October	C & D	November	E to H	December	Pot Luck Dinner
January	J to L	February	M	March	N to R
April	S & T	May	U to Z	June	Pot Luck Dinner

... and if you miss your turn, please bring your treats in May!

Library

Kathleen Seles

Here are some reminders with regards to the guild library:

#1 Books and magazines will be purchased by request only so be sure to get your requests in! Please stop by and visit the Library table on guild nights or email me at kathleen.lauzon@gmail.com.

#2 The Library is open from 6:30 to 6:55 p.m. and then reopens during the break to allow ample opportunity for members to browse through our selection of books, magazines and rulers.

#3 Are you having great success using our books or rulers? Give us a shout out at Sew and Share time or consider sending a photo with a comment or story for Snippets!
(Editor: YES, PLEASE! Email Susan at gs.atherton@outlook.com.)

So plan to stop by and check out a book ... or two!



Hamilton Sewing Special



Baby Lock Regalia

10 or 12
Foot Framed
for Only
\$11,995

Baby Lock's largest longarm machine yet! With 20" of workspace and a lighting-fast 2,500 stitches per minute, the Regalia is ready to easily finish quilts of any size.

1564 Main Street West Hamilton On. - 905 527 6794 - hamiltonsewing.ca

Workshop

Donna Vetter and Katherine Hunter

As announced at September's meeting, we are trying something new for Workshops this year ... and judging by the enthusiastic feedback about the first one, "No Frills Sew Days" are a big hit (see bottom of the page).



WHAT? It's a monthly sewing day with great friends, a wonderful space, little work to organize it, sewing treats and ... **NO COST** to participants!

WHEN? The "No Frills Sew Days" will alternate between Wednesdays and Fridays beginning with **September 18th, 2019**. The workshops will run from **9 a.m. to 4 p.m.**

WHERE? The workshops will be held in alternating venues in Burlington:
at the Fortino's Community Centre, 2515 Appleby Line **AND**
at the Halton Regional Police Community Room, 3800 Constable Henshaw Blvd.

HOW? This is a co-operative effort among participants to minimize work and maximize fun. Coffee, tea, and a light snack will be provided. All you need to bring with you is a cheerful attitude, your sewing projects and supplies, your lunch (although Fortino's has an amazing selection of everything!) and a mug for tea or coffee.

Participants will be responsible for set up and take down of their personal workspace. Workshop volunteers will bring extension cords, ironing boards, irons, and cutting mats.

Sign up will be at the monthly Guild meetings. Please be aware that there is limited space. This is something new that we are trying and we welcome all questions and suggestions. You may choose to come for the day, half a day, or a couple of hours!

The venues for the next three workshops will be as follows:

Friday, **October 18th**: Halton Regional Police Service Community Room, 3800 Constable Henshaw Boulevard, Burlington



Wednesday, **November 20th**: Fortino's Community Room, 2515 Appleby Line, Burlington

Friday, **December 13th**: Halton Regional Police Service Community Room, 3800 Constable Henshaw Boulevard, Burlington

WAS THE FIRST "NO FRILLS SEW DAY" A SUCCESS?

It was a good day. Managed to get a few blocks from past Shop Hop done. Now to finish the applique ones, too. Four quilts in the making. Looking forward to October. Yellie Bick

We sewed, shared humorous thoughts and some of us had sushi for lunch. What more could one want? Halina Spencer



It was a thoroughly enjoyable time spent with like minded people and making progress on a UFO! Thank you! I am looking forward to the October meeting. Amy Hart



Great fun socializing with sewing friends. Boy, did we laugh! Donna Vetter

I loved our Sew Day! Our "hosts" Katherine and Donna had everything all set up and organized for us ... just had to come in, plug in, and sew!! A true "happy place". I just am hoping it doesn't get too popular and then it could get difficult to get a spot?? Mindy Hewitt

I didn't sew but I will next time. I came for the company ... and the amazing food at Fortino's on our "No Frills" Sew Day! lol Susan Atherton

Outreach

Quilts bring comfort ... one quilt at a time



One of our guild's aims and objectives is to "*participate in community projects*". Members are encouraged to either complete a quilt kit provided by Outreach, make a quilt from their own supplies, sew neonatal items OR participate in February's Outreach Day, so together we can give some "comfort" to others in our community.

Comfort Quilts

Cathy and Sylvia Lamothe

Thank you to everyone who brought in a quilt to the meeting in September. It was a generous month, as **19** quilts were donated, with **11** of them by **Heather Albanese!** And I believe she completed them all during the summer!



In October we will bring in some quilts that just need quilting. There are three 'seasonal' quilts from the Iron Quilter Challenge that are ready to go with backing and batting.

With Katherine's Block of the Month colour scheme in mind, we are looking to replenish our donated fabric. If you have fabric that you are no longer in love with, consider donating it to our comfort quilt programme. November's colours are **Brown, Beige, Gold** and Off-White, so if you have any fabric with this colour scheme, please bring it to donate in October so we can make them into kits for our November meeting. Thank you!

Halton Hearts (aka Inspirational Hearts) / **Neonatal**

Ermy Akers / Pamela Simons

A BIG thank you to our members who brought their donations of **Halton Hearts** ❤️ to the September meeting. What a great way to start this new guild year off on the right note!

Thank you to everyone who has embraced this amazing way to help families and their premature babies connect in such a special way. **Seventy** packages were taken home and more will be available at the next meeting for anyone who wishes to make Halton Hearts!



Helping the little ones DEFY THE ODDS ... how lucky we are to be able to do this.

And how fortunate the families are to have the wonderful staff who work on the NICU (Neonatal Intensive Care Units) at Joseph Brant and McMaster Children's Hospitals.

NICU NURSE

Nurses make a difference every day!

Quilts of Valour—Canada Society ... to ensure that injured Canadian Forces members are recognized for their service and commitment to our country. We give this support through the presentation of quilts to comfort our past and present Canadian Forces members.



Visit www.quiltsofvalour.ca to learn more about the Quilts of Valour - Canada Society OR contact HQG member **Alison McDonald**, Regional Representative (Hamilton) at alison@longarm.ca.

SEW WHAT ELSE?
Machine Quilting Services

www.longarm.ca

905 577 3524
alison@longarm.ca

FABRICS QUILTS & MUCH MORE

Hilda Wales
(519) 392-6046
www.sanityhill.com

3855 Bruce Rd. 4
RR#1 Formosa, ON
5km North of Teeswater

Programme

October 3, 2019

Dorothy Fu - My Quilting Journey: Traditional to Pictorial



A self-taught artist, **Dorothy Fu** says “creating art quilts is the way I choose to express beauty in visual art. My styles include traditional patchwork and pictorials. For traditional work, I like to create something unusual inspired by a traditional block. My pictorials are usually based on photos that I’ve taken around my neighbourhood. I use a variety of techniques including painting and machine quilting.”

Cheryl Laine



Learn more about Dorothy and her work at www.dorothyfuquilts.wordpress.com.

November 7, 2019

Elizabeth DeCroos of Epida Studio loves to “to make

beautiful things with quilting, pojagi, embroidery and sewing”. **Pojagi** is the ancient Korean textile art of making wrapping cloths. Some were custom made with special cloth and others were pieced together with scraps left over from sewing clothes.

As some of the traditional Korean fabrics are not readily available in North America, Elizabeth has developed techniques to do pojagi-style patchwork with western materials. She named her studio “Epida” (pronounced EE-pid-ah) as it sounds like the Korean word for “beautiful”, and “so it’s my acknowledgement to Korean culture and design that inspires many of my designs”.



Learn more about Elizabeth and her work at www.epidastudio.com.

December 5, 2019 Pot Luck Dinner and Penny Sale

It’s not too soon to put aside an item (or two) that you’d like to donate to the **Penny Sale** ... do some purging, find something from your stash or a “treasure” that you would like to win back (or not!)



Hamilton Sewing Special



Baby Lock

Jazz II

Extension Table
(value \$149) Included

for Only

\$695

The Jazz II comes with everything a quilter would want, plus the features you need on a utility stitch machine to get the job done – all at an affordable price!

1564 Main Street West Hamilton On. - 905 527 6794 - hamiltonsewing.ca

Block of the Month for 2018-2019

Katherine Hunter

Congratulations to **Michelle Shilton** who won June's BOM (Pinwheel) at September's meeting.

Block of the Month for 2019-2020 "HUNTER'S FOLLY"

Congratulations to **Donna Anthony** who won September's Block of the Month (Hunter's Folly in green). The Block of the Month for OCTOBER is to be made in any combination of the colours **BLACK, GREY** and **WHITE**.



The block colour/theme listed below is the one to be brought to that month's meeting. Sometimes you will supply the 5" centre block and other times you will be given a centre block upon which to build. Please make the block in the following colour schemes and bring to that month's meeting.

OCTOBER: black, grey and/or white	November: brown, beige, gold, off-white
December: Christmas	January: blue
February: red	March: brights
April: purple	May: florals
June: yellow/orange	

Hunter's Folly - HQG Block of the Month for 2019-2020

(AKA modified Log Cabin)

1 - 5" square

All Strips are 2.5" wide.

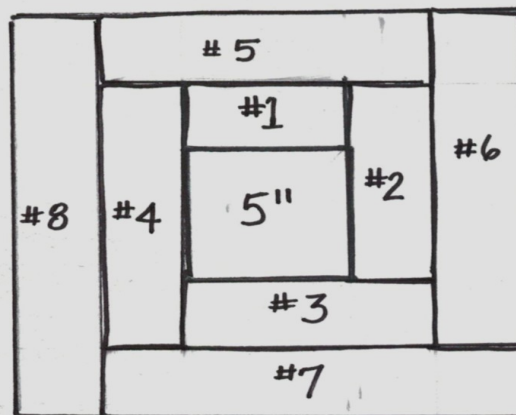
#1 is 5" long.

#2 and #3 are 7" long.

#4 and #5 are 9" long.

#6 and #7 are 11" long.

#8 is 13" long.



FABRIC FOR THE BLOCK:

This is a great way to use up scraps from your stash!

5" centre block 2.5" strips in an assortment of lengths

INSTRUCTIONS:

Attach a 2.5" strip to one side of the 5" square. It is better to have the strips a little longer than needed, and then trim them. Continue working around the square.

You may finger press or use an iron at each stage, or when you have completed the block.

Attach a second set of 2.5" strips, again working around the square. Press.

I have numbered the strips but you do not have to follow that pattern and may devise an alternate piecing.

DO NOT TRIM THE BLOCK as everyone's 1/4" is different, and the winner of the blocks may then trim to the size they require.



Judy Lyons

Quilt Appraiser & Lecturer

By appointment

(905) 639-2441

judy.lyons@sympatico.ca

**Antique, Traditional
Contemporary & Art
Quilts**



Mystery Quilt 2019 - 2020 *Detective Chief Inspector La Seam returns!*

As announced at the June and September guild meetings, there is NO CHARGE to participate in this year's Mystery Quilt, which is a COLOUR STUDY. While we are making the same block every month, the fabric placement will change. It is amazing how simply changing the placement of fabric with different values - light, medium, dark - creates an illusion of very different blocks.



Upon signing up, you were given a package containing a swatch card and basic instructions. A reminder that I found it helpful to copy and make several swatch cards before settling on the fabrics you wish to use. You provide all the fabrics needed to follow the instructions for all 12 blocks of the Mystery Quilt. There were also instructions for making this quilt with scraps, using a colour value scheme.

The quilt tops or finished quilts will be showcased at our October 2020 meeting, which gives you lots of time over the summer of 2020 to create a quilt top. Each block measures 12.5" square (or 12" finished), which gives enough for a minimum quilt with the dimension of 36" X 48". The quilt may be made larger with additional blocks OR by adding sashing and/or borders. This is also a good opportunity to try a variety of binding tricks to create a unique quilt.

Katherine Hunter

**Ye Olde
Fabric Shoppe**

Featuring a weekly exclusive free pattern.
Exquisite designer fabrics, patterns, tools and more.

Cheryl Simons

327 Erie St (corner of West Gore) 519-273-5773
Stratford, ON N5A 2N1 yeoldefabricshoppe@rogers.com

*Heirloom Treasures
Creative Sewing Studio*

*Fine fabrics, patterns, books & designs
Innovative notions & sewing supplies
Classes in quilting, embroidery, bag making, etc.*

132 Governors Rd E Studio Hours: Wed 10 - 2
Paris, ON N3L 3E1 Thurs - Sat 10 - 5
519-774-5164 (closed Saturday on holiday weekends)

50 / 50 Draw

Sheila Keating and Brenda Forsey

Congratulations to **Judy Lyons** who won \$119.50 in September's 50/50 draw.

Remember ... you need a **TICKET** to **WIN!** Bring your loonies, toonies and small bills and buy tickets - 2 for \$1, 5 for \$2, 20 for \$5. Thanks for your support, and best of luck to everyone!



**THE
QUILT
PLACE**

HEATHER STOCK
519-625-8435
heather@thequiltplace.ca
www.thequiltplace.ca

*Fabric, Quilting Supplies,
Ready & Custom Made Quilts*

3991 Perth Rd. 107, Box 223, Shakespeare, ON N0B 2P0

**Kindred Spirits
Quilt Co.**

Fabrics • Notions • Books • Patterns • Classes

Authorized Dealer of  & 

Michelle Denham

Huntington Square Monday-Wednesday, Fri, Sat • 9:30-5:30
211 Martindale Road Thurs • 9:30-8
St. Catharines, ON L2S 3V7 **905-397-9500**

info@kindredspiritsquiltco.com www.kindredspiritsquiltco.com

These are three of my grandchildren.

Amy Hart

Quilting is ...

Email to gs.atherton@outlook.com

They actually had to quilt the fabrics together and then sew these pencil cases - under close supervision.

They thoroughly enjoyed the whole process. Needless to say, they were very proud of their accomplishments.



Lauren age 11



Noah age 9



Abby age 7

Fall is in the air!
The colours are always amazing.
Why not plan a photo of someone special holding your beautiful quilt with a backdrop of the rich colours of autumn!




Paul Taylor
905-638-3814
paul@sewtec.ca

www.sewtec.ca

SEWING MACHINE REPAIRS AND SERVICE



Kay's Quilting and Longarm
Computerized Longarm Quilting Services
(H-905-332-0363) (C-289-439-2388)
kay.boyd65@gmail.com
Burlington, ON

Yes, I sew.
No ...
I don't want to hem your pants!

What am I?

We'll have a draw for the answer at the guild meeting on October 3rd.



KAREN PAYTON

26 Water Street, Box 2650
St. Marys, Ontario N4X 1A4
226-661-4004
karen@kalidoscopeofquilts.ca
www.kalidoscopeofquilts.ca





**Now in TWO locations
To serve you better!**

www.thequiltstore.ca

40 -17817 Leslie Street, Newmarket
6-695 Plains Road East, Burlington

Guild Members receive 10% off
(Regular Priced Items)

BERNINA **JANOME**

Upcoming 2019 Quilting Events

- Oct. 18-19** *Waterloo County 2019 Quilt Exhibit*, Waterloo County QG, Waterloo
- Oct. 19-20** *Quilted Odyssey*, Brampton QG, Caledon
- Oct, 26** *A Harvest of Quilts*, Trinity Quilters, Verona
- Nov. 1-2** *Silver Threads Quilt Show ~ The Magic of Cloth*,
Dufferin Piecemakers QG. Mono
- Nov. 22-23** *Threads of Friendship Quilt Show*, Durham Trillium QG, Oshawa
- Nov. 25** *Laura Ann Coia*, Guest Speaker, Halton Hills QG, www.hhqg.ca
- Nov. 28-30** *The Cherrywood Quilt Show*, hosted by The Cotton Harvest Quilt Shop*, Seaforth Community Centre, Seaforth (*One of our advertisers!)



The COTTON HARVEST Quilt Shop

The prettiest little quilt shop in Ontario!



- Cherrywood Hand-dyed Fabric
- Primitive Gatherings Hand-Dyed Wool
- Moire Raw Wool Thread
- Cosmo Embroidery Floss
- Aurifil Thread
- Primitive & Country Fabrics

Classes for All Levels!


60 Main Street South, Seaforth • 519-600-1646

Here's some good news for all my Thanksgiving guests!

I cleaned all my quilting stuff off the dining room table.

Wait ...

I was supposed to cook, too?



Happy Thanksgiving

Can we go TRICK or TREATING ... and ask for FABRIC?

- BURLINGTON *Kay's Quilting / Long Arm*
- BURLINGTON *The Quilt Store*
- BURLINGTON *Village Square Quilt Shop*
- COOKSTOWN *Country Concessions*
- HAMILTON *Hamilton Sewing*
- PARIS *Heirloom Treasures*
- SEAFORTH *Cotton Harvest Quilt Shop*
- SHAKESPEARE *The Quilt Place*
- ST. CATHARINES *Kindred Spirits*
- ST. MARYS *Kalidoscope of Quilts*
- STRATFORD *Ye Olde Fabric Shoppe*
- TEESWATER *Sanity Hill Fabrics*
- *Judy Lyons, Quilt Appraiser*
- *Sew Tec* (sewing machine repairs)
- *Sew What Else?* (long-arm quilting)

REMEMBER to tell our advertisers that we appreciate their support of our guild through advertising in Snippets.

CHECK OUT our advertisers on the "Helpful Links for Quilters" page on the HQG website along with the advertisers' websites and Facebook pages for their special postings.