

Newsletter Deadline

Please send items for the June newsletter **BY May 23rd**.

Susan Atherton, Editor

Newsletter Distribution

Email: Please let us know if you have any issues getting your copy of Snippets.

Website: Past issues are available on the guild website.

www.haltonquiltersguild.ca

Patti Wiggs

Business card	\$ 120 / yr.
3 1/2" by 2"	\$ 15 each
Quarter page	\$ 240 / yr.
3 1/2" by 4 3/4"	\$ 30 each
Half page	\$ 320 / yr.
7 1/2" by 4 3/4"	\$ 40 each
Full page	\$ 440 / yr.
7 1/2" by 9 1/2"	\$ 55 each

Advertising Rates

When visiting our advertisers, please let them know you saw their ad in this newsletter! We need to let them know that we appreciate their support!

Susan Atherton

Editor / Advertising Co-ordinator

haltonquilters@gmail.com

Halton Quilters Guild 2023 - 2024

Officers of the Executive

President	Leann Goodall
Vice-President	Katherine Hunter
Secretary	Marsha Sharp and Cheryl Griffin
Treasurer	Dianne Goldsmith
Past President	Darla Youldon

Committee Chairs

50 / 50 Draw	Susan Carter and Patricia Phillips
Block of the Month	Sheila Keating, Cheryl Griffin and Barbara Laycock
Email Distribution	Patti Wiggs
Historian	Desiree Thyme
Membership	Marilyn McKague, Donna Anthony and Joanne Moloney
Newsletter / Advertising	Susan Atherton
Outreach (Comfort Quilts)	Kay Boyd and Sue Curran
Outreach (Neonatal)	Ermy Akers and Cathy Ashbourne
Photographer	Darla Youldon and Sharon Penney
Programme	Sue Curran and Sue Williams
Quilt Show Co-Convenors	Cathy Lamothe and Desiree Thyme
Sew Days	Mindy Hewitt
Social	Katalin Lawford, Ellen Marshall, Teresa Kidd and Deb Biller
Social Media (Facebook)	Cheryl Laine and Susan Atherton
Social Media (Website)	Susan Atherton
Workshops / Quilt Along	Katherine Hunter

HQG Executive

Darla Youldon, Past President

Without volunteers our guild could not operate. Please take a moment to reflect on how YOU might contribute to the success of the Halton Quilters Guild!

We NEED volunteers for the following 2024/25 positions.

Vice-President

50/50 Draw (TWO people to work as a team)

Membership Committee (ONE person to join the team of three)

Photographer (ONE person as back up)

If you think you might like to be involved in some way, please reach out to me. We'll have a chat!

Membership

Marilyn McKague, Donna Anthony and Joanne Moloney

It's hard to believe we're nearing the end of this guild year! In June we will begin the renewal process. We are pleased to announce that the membership fee for the 2024/25 guild year will remain at **\$40.00**. You may choose to pay with cash, by cheque or by e-transfer. As is our tradition, **if you renew BY June 30th**, your name will go into a draw to win a complimentary membership for the 2025/2026 guild year!

133

Our usual sign in arrangement applies to our May meeting. If you are bringing a guest (\$5.00) or have any changes to your information, please see us at the membership table.

**IF YOU RENEW BY
JUNE 30th, your name
will go into the draw!**

HQG "Snips"

Social

Katalin Lawford, Ellen Marshall, Teresa Kidd and Deb Biller

May 2, 2024 (W to Z) Missed your turn? Please bring this month!

June 6, 2024 (Pot Luck)

50/50 Draw

Susan Carter and Patricia Phillips

Congratulations to April's winner **Terese Ranalli** who won **\$104.00**.

Sew and Share / Photography

Darla Youldon and Sharon Penney

Photos of items presented at Sew and Share may be posted to the HQG website and on Facebook. Please advise one of us if you don't wish to have your quilt photographed and shared.

Secretary

Marsha Sharp and Cheryl Griffin

Do you know of a guild member who would appreciate receiving a sympathy or a get well card? Please contact one of us via email or phone.

Halton Hearts

Ermy Akers and Cathy Ashbourne

Hearts may be dropped off and kits will be available at the May meeting.

Workshops

Thursday, May 23 / Friday, June 28

Katherine Hunter

May 23 - Annette Guenther will present **Freezer Paper Piecing**. Location: Community Room, District 3 Police Station, 3800 Constable Henshaw Blvd, Burlington (Walkers & Dundas).

June 28 - Sue Curran will present **Gift Bags and More**. Location: Bronte Community Room, Halton Regional Police Service Headquarters, 2485 North Service Rd., Oakville (Bronte and QEW).

Weekly Online Chats

Wednesday Evenings (7:00 to 9:00 p.m.)

Cheryl Laine

Stay in touch with other members and still sew from your sewing room! Join us on Wednesday evenings when we meet on Zoom to share ideas, chat and sew. Members will have received an email with the Zoom link (same each week), so you can add it to your calendar. We hope you can find the time to stop by and say "hello", ask for advice or simply see what other quilters are doing!

Upcoming Spring Event HandiQuilter Hands on Event May 2 - 4

We are so excited to host our Spring Handi Quilter Van Event, running along with the Niagara Modern Quilt Expo, at the Meridian Community Centre. Join us and Handi Quilter National Educator Janel Metsker for hands on learning on an HQ Amara with Pro-Stitcher.



Kindred Spirits is proud to carry these renowned brands:




Visit us online for more details
Call to register 905-397-9500

211 Martindale Road, St. Catharines www.kindredspiritsquiltco.com 905-397-9500 Mon-Sat 9:30-5:30



Kate Paquette
Sales Representative

 (905) 441-6689

 kpaquette@kw.com

105-3027 Harvester Rd. Burlington, ON L7N 3G7



kw EDGE
KELLERWILLIAMS. EDGE REALTY

Programme

May 2, 2024

Sue Curran and Sue Williams

A "Round Robin" Evening

Last April we called it "A Learning Journey". While a different name, it will still be another evening of learning and fun for all! Three guild members will share some quilt techniques and ideas while the fourth will find out what YOU want from the Halton Quilters Guild!

Sue Paquette will present **English Paper Piecing**. But this is NOT the paper piecing where you sew over your pattern or use freezer paper. Instead, you piece various shapes together to form a design that may be used in many ways. **WARNING:** It can be very addictive!

Brenda Moss will present **Favourite Gadgets and Tools**. While we all have our favourites, our sewing kit always has room for one more gadget or tool!

Sue Curran will present different tips and tricks for **Creating a Stained Glass Look**. She will have examples of two different methods used to create quilts that look like stained glass. Is one better than the other? What fabric looks best?

Katherine Hunter will present a detailed survey to get important feedback from YOU, the members, on how YOUR Executive might plan for the future (guild meetings, quilt shows, and such).



Stained Glass

Each demonstration will be set up at separate tables with members divided into smaller groups. A timer will be set for 15 minutes so each group will be able to rotate around the room. Then we will break for tea/coffee and continue with the business portion of the meeting.



English Paper Piecing

NEWSFLASH!

Back by popular demand QUILTERS' STRIP POKER!

June is almost here and with it will come the last meeting of this guild year. Winding it up with food, stories, Sew and Share and fellowship reminds us how fortunate we are to have the freedom to gather, to complain and to celebrate.

In the spirit of celebration, we will once again be playing (Quilters') Strip Poker!

Please plan to bring ten to twelve 2.5" X WOF strips with you to the meeting, and hopefully you will go home with a different assortment of these fabric strips. *(Editor: One thing is sure - it's lots of fun!)*

Sue Williams and Sue Curran

The Quilt Store.ca



Now in TWO locations
To serve you better!

www.thequiltstore.ca

40 -17817 Leslie Street, Newmarket
1-695 Plains Road East, Burlington

Guild Members receive 10% off
(Regular Priced Items)




BERNINA  
 Designed by a Quilter, for Quilters!
JANOME

Outreach

Quilts bring comfort ... one quilt at a time



One common thread among quilt guilds is the Outreach Committee which is responsible for providing quilts to those in need of comfort. The gift of a quilt brightens the bad days and acts as a comforting reminder of the kindness of others.

An important aim and objective of our guild is to **"participate in community projects"**. We have a proud history of making these "comfort quilts" and providing an important service to our community, donating quilts to local groups who make a difference and to individuals in need of comfort.

Comfort Quilts

Kay Boyd and Sue Curran



*This past guild year we began donating quilts to **Radius Child and Youth Services**, a community-based organization providing clinical assessment and counselling services to children, youth and families affected by abuse, neglect or domestic violence since 1983.*

THANK YOU from RADIUS CHILD AND YOUTH SERVICES (excerpt)

Thank you so much for your donation of quilts for our young clients! They really make a difference, bringing comfort during therapy as well as at home. Radius clients range in age from 3 to 18 years and your beautiful quilts have brought many smiles. For many clients, your donation was the highlight of the Holiday Season. Please know that the Halton Quilters Guild has made a big difference to our young clients on their healing journeys.

Here are some quotes from Radius therapists about the difference you have made to children and youth affected by abuse, neglect, and interpersonal violence:

"Thank you so much for the quilt! My client uses it every session on her lap and finds comfort in having it." (Therapist Elaine)

"These beautiful quilts really brought joy to my clients! One of my clients (a teenage boy) said 'I can't believe someone would do this for me. Living in a group home, I don't get new things. I will make sure to take care of my quilt'. Thank you for helping Radius clients." (Therapist Sara)

"My clients, two sisters ages 5 and 8, were over the moon when I gave them their quilts! Thank you for being so thoughtful, you are helping kids when they need it the most." (Therapist Kelsey)

"I would like to thank the Halton Quilters Guild for your donation. One of my clients, a single mother, was so excited and overwhelmed by the quilts I gave her for her son and daughter. She wrapped them up for her kids for Christmas and said that they love them." (Therapist Nancy)

UPDATE: Unfortunately the Ministry of Health has now cancelled their funding effective May 31st. There are currently 150 children in treatment and another 200 on the waiting list. Responsibility for these children will transfer to Reach Out Centre for Kids (ROCK).



Helping you build your stash for over 20 years!

35 King St, N. Cookstown
(Just north of Hot Stacks)

We can't wait to see you!



705-458-4546 | countryconcessions.com



SEWING MACHINE REPAIRS AND SERVICE

www.sewtec.ca paul@sewtec.ca

Paul Taylor 905-638-3814

Knots and Patches

Katherine Hunter

Betcha can't make just one!!

After **Brenda Logan** from “Conquering Mount Scrapmore” presented her trunk show at our January meeting, my life was forever changed! Brenda is very fond of the **Potato Chip Quilt Block** and her followers post a lot of them. Suffice it to say, this block has taken my quilting world by storm. I have made a number of them including baby, lap, and larger quilts. Imagine my delight when the **Sarnia Quilt Guild** presented Brenda with a booklet of Potato Chip Quilt variations – 31 of them! I was off on a new adventure.



This was a baby quilt – no sashing and no borders. 12 blocks make up into a nice size for a small quilt (36.5” x 48.5”).

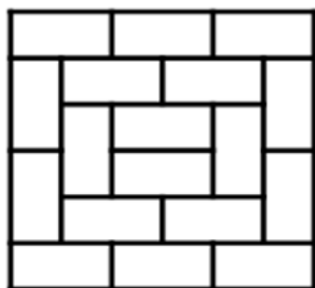


Twenty blocks make up this quilt. I was missing a couple so put star blocks in two of the corners. More 'chips' used in border. (~54” X 72”)



Added sashing and cornerstones to create a different look. Love that you can use any of the scrap fabrics no matter the colours and it still looks fabulous! The black sashing and border pulls it all together.

To make each block you need 18 rectangles. The measurements are in a 2:1 ratio plus 1/2”. I used 2.5” X 4.5” but have seen many made with 2” x 3.5”, 3.5” x 6.5” and so on.



Starting in the centre, sew 2 blocks together. Follow the illustration at the left to keep adding to the block similar to a modified log cabin. Some quilters keep going adding more and more rows making one very large block.

If you want to make some variations of this quilt, you can find all of them in the **Potato Chip Booklet** on the “Conquering Mount Scrapmore” Facebook page. It is under the file tab and can be downloaded and saved to your files or printed. There is even a colouring page so you can audition colours if you don't like the scrappy look or perhaps come up with another variation.

I attend another sewing group on Monday mornings. One of our celebrations this year was Chinese New Year. For three weeks previous to our celebration, I had the members pick out 18 rectangles from my overloaded bin of pieces and place them in an envelope with their names having no idea why they were doing this. On our Chinese New Year day I introduced them to the block – everyone had fun putting their pieces together with a few quilters trading in for another colour or two. The blocks were then sewn together, quilted and bound, and these will be drawn for at our celebration in June. It was very appropriate to make the Potato Chip block for our celebration as who can have a party without potato chips!!

(cont'd on the next page)

Knots and Patches (cont'd)

Here are a few more “scrappy” quilts!



Basic 4 X 5 block quilt with sashing and cornerstones. Quite striking in person as the few spots of colour really emphasize the black and white. The middle fabric on the border has tiny 1/2” black and white pinwheels. No, I did not make them. They were printed on the fabric. I have been wanting to make a black and white quilt and this was a lot of fun!



This is the “Spiral” variation from the Potato Chip Booklet. In person the spirals do not jump out like they do in this photo. In keeping with the scrappy theme the border has leftover half square triangles from another project.



Basically blue – It seems this is almost everyone's favourite colour for a quilt. The “Basketweave” variation really highlights the dark and light fabrics.

There are many videos on YouTube with tutorials for this block and your favourite YouTube quilter has probably uploaded one or two. If you are making mixed colour blocks from a bin of rectangles it is easy to make many at one time – sewing all the centres and each addition one after the other in chain-piecing style. Some of the variations require certain colour values or colours be placed in specific spots in the block and may require a little more attention paid. The blocks go together quickly and are the perfect project when you have 5-10 minutes to sit and sew.

*Whichever method you use – **Betcha can't make just one!!***

Katherine




*Heirloom Treasures
Creative Sewing Studio*

Distinctive fabric, notions, patterns and designs to meet all your quilting, machine embroidery and bag making needs

Find us at 132 Governors Rd. E., Paris, ON N3L 3E1
Studio Hours: Wednesday - Saturday 10am - 4pm

519-774-5164 heirloomtreasures01@gmail.com

[facebook.com/HeirloomTreasures132](https://www.facebook.com/HeirloomTreasures132)
www.heirloomtreasures.ca



FABRICS QUILTS & MUCH MORE

3855 Bruce Rd. 4
RR#1 Formosa, ON
5km North of Teeswater

Hilda Wales
(519) 392-6046
www.sanityhill.ca



Up Yur Quilt

Henley Square Plaza 395 Ontario St, St. Catharines, ON 289-362-1443 UpYurQuilt@gmail.com	Mon, Tue, Thur & Fri 8am-4pm Wed 8am-6pm & Sat 8am-3pm Sunday closed www.UpYurQuilt.ca In store and website shopping
--	---

**Ye Olde
Fabric Shoppe**

Exquisite designer fabrics, patterns and tools to delight and inspire your creative side!

www.yeoldefabricshoppe.com

327 Erie St (corner of West Gore) 519-273-5773
Stratford, ON N5A 2N1 yeoldefabricshoppe@rogers.com

SNIPPETS FROM OUR PAST

Desiree Thyme and Susan Atherton

1994/1995 (cont'd from April's issue)

In February the Moving Committee presented five possible locations for the next guild year, with over half the members voting to chose the **Mainway Recreation Centre!** Meetings were scheduled for the first Wednesday of the month from 7:30 to 10:30! (*These members were night owls!*)


It was decided to start a history of our guild! (*So glad they did!*)

Mainway was also the location for the Quilt Show which had seven merchants in attendance. Prior to the show members sold tickets for the Raffle Quilt at the Burlington Mall. Members were also busy making goodies for the tea room.

The May General Meeting was held as a banquet at the Tyandaga Municipal Golf Club during which time the Quilt Show awards were presented.

Our guild donated a quilt to the recently formed **Oakville Quilter's Guild** to help raise funds for their start up. The "Hot Air Balloon" quilt was sold by silent auction at their June meeting.

In the summer several of our members often participated in the annual **Country Quilt Fest** at the Agricultural Museum in Milton.



1995/1996 (144 members)

Increased expenses made it necessary to increase membership fees to \$30 with the fee for guests \$4. (*Considering this was almost 30 years ago, I think our guild has done well keeping our fees at \$40!*)

A committee was formed to plan our guild's 20th Anniversary Celebration for the fall of 1997.

The **Teacher's Corner** featured guild members **Jill Pettit**, **Marg Pentecost** and **Jane Webster**.

The theme for the Guild Block Challenge was **My Country**, or "What does Canada mean to you?"

Now that the guild meets at Mainway, with its much needed space, it was decided to plan a **Cuddle Quilt Afternoon / Evening** in place of the regular February meeting. The Outreach Committee acquired labels that read "Made with Love by Halton Quilters' Guild" (*still have that apostrophe!*) to be attached to all quilts donated by our guild.

Due to expense, the Executive decided to return to the Pot Luck Dinner format rather than a banquet. Members were asked to sign up at the May meeting so as to avoid "10 macaroni salads" lol. (*I do think we manage quite well with our current letter arrangement!*)

By the way, there is a recurring theme in the newsletters over the years - overdue library books!



Computerized
E2E Longarm
Quilting
by Sylvia Lamothe
Burlington, Ontario

honeybeequiltstudio.ca

✉ honeybeequiltstudio@gmail.com



HEATHER STOCK
519-625-8435
heather@thequiltplace.ca
www.thequiltplace.ca

**Fabric, Quilting Supplies,
Ready & Custom Made Quilts**

3991 Perth Rd. 107, Box 223, Shakespeare, ON N0B 2P0

Sew Days **May 9** (Thurs.) / **June 12** (Wed.) / **July 11** (Thurs.) / **August 8** (Thurs.)

I am so excited. I actually got summer dates booked! In the meantime there are a few spots still available for May and June.

Come and enjoy a mini-retreat day of sewing and sharing at the District 3 Police Station Community Room at 3800 Constable Henshaw Blvd. in Burlington (Walkers and Dundas) from 9 am to 4 pm, or in between! Please contact me if you wish to attend.

Happy Sewing!

Mindy Hewitt



For all your real estate needs!

TEAM
Mark Wehrle
Darla YOULDON
sales representative
289-888-1987
darla@cogeco.ca

Dreaming of your next home with a quilting room?
I can help you make the move!



HS Hamilton Sewing
www.hamiltonsewing.com

**Guild Members receive
25% Off Fabric
Everyday**

michele@hamiltonsewing.com
1564 Main St. W. Hamilton On Phone 905 527 6794



Compass Quilt Company
Computerized Longarm Services
www.compassquiltcompany.ca

Cheryl Laine Burlington, ON. 289-230-4310
cheryl@compassquiltcompany.ca

Hamilton Sewing Warehouse



Hello, my name is Leonard, co-owner with my wife Michele of Hamilton Sewing since 1988. We specialize in Sewing, Quilting, and Embroidery Machines. After working as a technician for a major Sewing Machine Company for 20 years I,m very confident in my abilities to repair all makes. If you have any questions, need help please contact me at 905 388 9400, or email leonard@hamiltonsewing.com or visit my shop at 43 Bigwin Road. Hamilton...
hamiltonsewing.com | facebook.com/hamiltonsew





KAREN PAYTON

17528 Elginfield Road
St. Marys, Ontario N4X 1C6
226-661-4004
karen@kalidoscopeofquilts.ca
www.kalidoscopeofquilts.ca



Block of the Month

The Block of the Month for May was the last one until the new guild year starts in the fall. Wherever has this year gone?


Block of the Month

We hope you have enjoyed the ones we have chosen for you this past year. We will be ready with a new collection when we start back up again.

Happy Sewing!

Sheila Keating, Cheryl Griffin and Barbara Laycock



Congratulations to April's winner
Cathy Floyd



Judy Lyons
Quilt Appraiser & Lecturer

By appointment
(905) 639-2441
judy.lyons35@gmail.com

Antique, Traditional
Contemporary & Art
Quilts



Hamilton Sewing

Q'nique 16X Elite Quilting Machine

hamiltonsewing.com

*Quilting is
again a connecting thread
... from one guild to another!*

Our guild recently received a wonderful letter from **Carol Seaman**, a fellow quilter in Owen Sound. It's another example of how quilting connects us. I emailed Carol to ask permission to print parts of her letter, writing "*I had a big smile on my face after reading it! I love the connections that being part of the quilting world bring.*" Her reply included some more lovely words about Rosemary!



*I belong to the **Bluewater Quilters Guild** in Owen Sound. We receive a copy of your monthly newsletter and I am always inspired by the things your guild is doing in your community.*

*I have been reading your history and felt I needed to add to it. In 1986 **Noreen Smale** moved from Oakville to Owen Sound to retire. We met at night school class along with a woman who taught sewing classes. One of the things we did there was shadow quilting. I was interested in learning to quilt, as my grandmother had been a quilter.*

So that fall we met to talk about a quilt guild, and in April of 1987 our guild was born! Noreen had many contacts as she had been a member of the Halton Guild. I think if it hadn't been for this, we would not have grown as fast as we did.

*In September 1987 **Rosemary Makhan** came to speak at a meeting, stayed the night with Noreen and taught us applique the next day. She gave us a pattern of her applique quilt she was doing for her parents 50th!*

*In the spring of 1988 a box of quilt books arrived from the Halton Guild to begin our library - they may have been used, but were most appreciated. **Lydia Quigley** came and spoke in October and taught us "Trip Around the World" - I must add that both came for a very reduced fee, stayed with Noreen and made the class very affordable for new quilters!! One of our bus trips was to the **Halton Guild Quilt Show** and was most enjoyable.*

*Without the Halton Quilters Guild, the Bluewater Quilters would not be celebrating our **37th Anniversary** with 123 members this Monday (April 15)! Thank you for your encouragement all those years ago - keep quilting and sharing with the community.*



When I read your history about Rosemary, it took me right back to the time she came to our guild and how gracious and helpful she was and I couldn't not share about her - she was a very special lady. I also remember attending a show with the York Heritage Quilters Guild and Rosemary arrived just as our bus was unloading. She came right over to welcome us to the York show - she recognized some from her class and asked about how each was progressing - a great memory.

The quilting community is full of surprises! You are welcome to use any or all of my email for your newsletter. When I think back to all that has happened in the last 40 years, I know that many of the wonderful ladies that helped us get started are gone, but their legacy lives on and inspires others. Another quilter and I teach a beginners course and the newbies are always interested in how we learned the basics!! Things have gotten easier and the internet has opened up a lot of avenues for creativity. Best wishes to all of your members and hopefully we'll meet somewhere at a quilting event in the future!!

Carol

Quilt Shows!

May 3 to 4
2024 Harvest of Quilts
 Settlers Village Quilters, Bobcaygeon



2024 Harvest of Quilts
 Show and Sale

May 3rd and May 4th
 Friday 10am - 5pm
 Saturday 10am - 4pm
 Admission **\$8.00**

Newly located this year at:
Bobcaygeon Curling Club
 49 Mansfield Street
Bobcaygeon
Buses welcome

May 3 to 4
Quilts in the Valley
 Rouge Valley Quilters, Ajax



Rouge Valley Quilters' Guild
 "Quilts from the Valley" - May 3 & 4, 2024



Quilt Show
 May 3 & 4, 2024
 Friday - 10 am - 7 pm
 Saturday - 10 am - 5 pm
 Forest Brook Community Church
 Ajax, Ontario L1T 4N2

- Guild Members' Quilt Exhibition
- Members' Challenge Display
- Merchant's Mall
- Guild Cafe and Guild Boutique
- Raffle Quilts - 3 quilt prizes to be won
 Draw: Saturday, May 4, 2024 at 4 pm
- Silent Auction and Treasure Room
- Quilting Demos and much more...

Proceeds of the 2024 Quilt Raffle to support
 RVQG Community Service Projects
 City of Toronto Lottery Licence M824082

May 3 to 4 **NEW!**
Still Stitching Together
 Port Perry Patchers QG, Port Perry



- Beautiful Quilts
- Vendors Mall
- Boutique Shopping
- Featured Quilter: Judy Graham
- Delicious Café
- Accessible Parking & So Much More!

\$10 Admission



STITCHING TOGETHER
 QUILT SHOW 2024

	Friday	Saturday
	May 10	May 11
	10-6	10-5

Scugog Community Centre
 1655 Reach St
Port Perry, Ontario

May 3 to 4
2024 Niagara Modern Quilt Expo
 Niagara Modern QG, Fonthill



2024 *Join Us*
NIAGARA MODERN QUILT EXPO
 Celebrating 10 years of modern quilts

MERIDIAN COMMUNITY CENTRE
 100 Meridian Way
 FONTHILL, ONTARIO

Over 250 Modern Quilts on Display
 Vendor Mall
 Silent Auction
 Pop-up Shop
 Quilt Raffle

Admission
\$10

Friday May 3 10 - 7	Saturday May 4 10 - 4
---	---

CONTACT INFO:
www.nmqexpo.com
nmqexpo@gmail.com

presented by the Niagara Modern Quilt Guild

Attending a Quilt Show?
 Tell US all about it in YOUR newsletter!

Upcoming Quilt Events

- May 31/June 1 Garden of Quilts,**
 Dunnville's Own Tiny Stitchers, Dunnville
- May 31/June 1 Quilts in Bloom,**
 Hamilton Quilters' Guild, Ancaster
- June 7 to 8 Quilts on the Grand,**
 Grand Quilt Guild, Fergus
- June 14 to 15 Common Thread Quilt**
Guild Quilt Show, Ottawa
- June 19 to 22 Quilt Canada, Edmonton**



STONEHENGE
by Linda Ludovico **Gradations**

Northcott is excited to premiere a new and improved Stonehenge Gradations, now available in stores. Featuring 70 must-have shades in 13 colorways, this collection is complimented by a new range of Multi Mixers and coordinating Wide Backing. Stonehenge Gradations and Multi Mixers are also available in a wide range of precuts.

Head over to www.Northcott.com to view the entire Stonehenge Gradations collection, and use the Product Finder to see who carries these basics near you!



Get news from Northcott right to your inbox! Visit www.northcott.com to see the latest news, get free patterns and enjoy sneak peek highlights about upcoming collections and events.

Click on "About Us" and then click on "Contact Us" to sign up for the monthly newsletter.

Stitches in Time Quilt Show Corner
May 30th and 31st, 2025
Sheridan Conference Centre

As always, there will be a quilt show meeting after the guild meeting on May 2nd.

Our quilt show is just over one year away and we are well on our way. **Annette Guenther** has secured several vendors for the show and we have a finalized show layout with which to work.

Needed: VOLUNTEER COORDINATOR

We need someone to organize the team of volunteers who will play an important role in the smooth running of a quilt show. To learn more about this position, please join us after the regular meeting or contact us for more information.

We expect that you are already thinking about the quilt you might wish to enter in the show. Space will be limited so we will soon be sending out a survey asking the size of your quilt and whether you would be interested in having a critique of it. Watch for the survey in your email inboxes soon.

Desiree Thyme and Cathy Lamothe



Halton Quilters Guild
Spring Quilt Show

Stitches
In Our Time

Friday, May 30th, 2025
9:30am to 5:00pm

Saturday, May 31st, 2025
9:30am to 5:00pm

Sheridan Conference Centre
 1400 Trafalgar Road | Oakville

Merchant Mall | Tea Room with Outdoor Patio
Tombola | Spool Pull

Judy Lyons - Certified Quilt Appraiser will be onsite for appraisals (appointments required) and demos

Admission: \$10

Please visit www.haltonquiltersguild.ca | haltonquilters@gmail.com

Be sure to say hello if you see any of our advertisers at a spring quilt show!

- BURLINGTON** **The Quilt Store** 1-695 Plains Rd. East, Burlington / 905-631-0894
- COOKSTOWN** **Country Concessions** 35 King St. North, Cookstown / 705-458-4546
- HAMILTON** **Hamilton Sewing** 1564 Main St. West, Hamilton / 905-527-6794
- PARIS** **Heirloom Treasures** 132 Governors Rd. East, Paris / 519-774-5164
- SHAKESPEARE** **The Quilt Place** 3991 Perth Rd. 107, Shakespeare / 519-625-8435
- ST. CATHARINES** **Kindred Spirits Quilt Co.** 211 Martindale Rd., St. Catharines / 905-397-9500
- ST. CATHARINES** **Up Yur Quilt** 395 Ontario St., St. Catharines / 289-362-1443
- ST. MARYS** **Kalidoscope of Quilts** 17528 Elginfield Rd., St. Marys / 226-661-4004
- STRATFORD** **Ye Olde Fabric Shoppe** 327 Erie St., Stratford / 519-273-5773
- TEESWATER** **Sanity Hill Fabrics** 3855 Bruce Rd. 4, Formosa/Teeswater / 519-392-6046

OTHER SERVICES:

- BURLINGTON** **Compass Quilt Company** (longarm service) 289-230-4310
- BURLINGTON** **Honeybee Quilt Studio** (longarm service) honeybeequiltstudio.ca
- BURLINGTON** **Judy Lyons, Quilt Appraiser** 905-639-2441
- BURLINGTON** **Kate Paquette, KW Edge Realty** 905-441-6689
- BURLINGTON** **Sew Tec** (sewing machine repairs) 905-638-3814
- BURLINGTON** **Darla Youldon, ReMax** 289-888-1987

